


# Cabinet Instructions: storeWALL hanger bracket

Installing cabinets directly to the wall (not on storeWALL)  
proceed to step 4b. Skip steps 1, 2, 3 and 4a.

All cabinets use the same storeWALL hanger bracket (actual bracket may vary slightly from one shown). Simply insert the correct bolt size in the proper hole position to line up with mounting holes in back of cabinet (you may need to drill out bracket first)



**1.** Insert bolt (not included) and retaining ring or nut on storeWALL hanger bracket. Note that bolt sizes and positions are different for each cabinet size.

**2.** Install storeWALL hanger bracket onto the storeWALL panel. Position in the correct location for cabinet placement.



**3.** Hang cabinet on storeWALL hanger bracket. Bolts go through keyhole slots on back of cabinet. Shown is the 72" cabinet. Installation for 24" and 48" cabinets are similar.

## **4a. storeWALL installation**

Install hanger plate in cabinet. Threaded bracket bolts go through hanger plate holes. Screw nuts onto bolts.  
(NOTE: 24" cabinet does not use an inside hanger plate.)

## **4b. Wall installation**

Do not use storeWALL hanger bracket. Position Hanger Plate inside cabinet. Screw through plate into studs or other secure support material. Do not hang cabinets directly on drywall, wall board, or plaster board only.  
(NOTE: 24" cabinet does not use a hanger plate.)





Cabinet load capacity:  
24" Cabinet: 88 lbs.  
48" Cabinet: 132 lbs.  
72" Cabinet: 330 lbs.

**5.** Hang doors per cabinet instructions.

# 72" Cabinet Instructions: Support Screws

Bottom shelf support screws (not included) are recommended but not required when hanging 72" cabinets.

1. Assemble cabinet per the illustrated drawings. Do not attach doors - attach after hanging cabinet.
2. 8 - #8 washer head screws (not provided). Install 4 screws in the back and 4 screws inside.



3. When bottom screws are completed go to hanger plate & storeWALL hanger bracket instructions.
4. Hang 72" cabinet on wall. (Either storeWALL or other surface.)

